










TOTAL PASAR FARMASI NASIONAL								
2014			2015			2016		
Ranking	Perusahaan	Pangsa Pasar	Ranking	Perusahaan	Pangsa Pasar	Ranking	Perusahaan	Pangsa Pasar
1	KALBE FARMA 	7,24%	1	KALBE FARMA 	6,17%	1	KALBE FARMA 	6,17%
2	SANBE FARMA 	5,45%	2	SANBE FARMA 	5,47%	2	SANBE FARMA 	5,92%
3	DEXA MEDICA 	4,00%	3	DEXA MEDICA 	3,82%	3	DEXA MEDICA 	3,82%
4	Pharos Indonesia	3,48%	4	Pharos Indonesia	3,32%	4	Pharos Indonesia	3,28%
5	Soho	3,25%	5	Tempo Scan Pacific	2,76%	5	Tempo Scan Pasific	2,58%
6	Tempo Scan Pacific	2,92%	6	Fahrenheit	2,63%	6	Kimia Farma	2,50%
7	Fahrenheit	2,44%	7	Soho	2,30%	7	Fahrenheit	2,44%
8	Konimex	2,35%	8	Biofarma	2,22%	8	Soho	2,28%
9	Hexpharm Jaya	2,23%	9	Novartis	2,18%	9	Novell Pharm	2,06%
10	Novartis	2,20%	10	Kimia Farma	2,05%	10	B. Ingelheim	2,05%
11	Bayer Indonesia	1,90%	11	Konimex	2,00%	11	Biofarma	1,99%
12	Darya Varia	1,85%	12	Darya Varia	1,93%	12	Darya Varia	1,93%
13	Kimia Farma	1,83%	13	Sanofi-Aventis	1,92%	13	Generic Manuf	1,92%
14	Lapi	1,79%	14	Novell Pharm	1,90%	14	Konimex	1,82%
15	Novell Pharm	1,77%	15	Bayer Indonesia	1,86%	15	Merck Indonesia	1,82%
16	Sanofi-Aventis	1,73%	16	Hexpharm Jaya	1,81%	16	Hexpharm Jaya	1,81%
17	Generic Manuf	1,66%	17	Merck Indonesia	1,76%	17	Lapi	1,79%

Sumber: IMS Quintiles